

Voltima Solar Bluetooth Dongle USER MANUAL

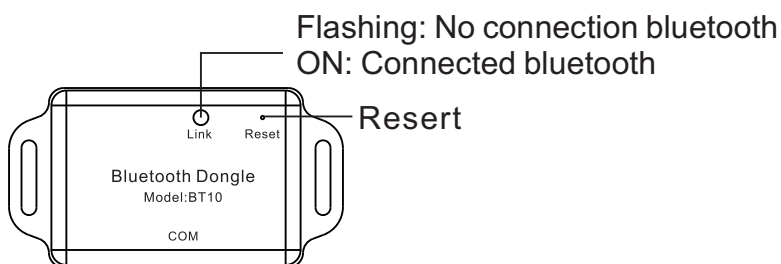
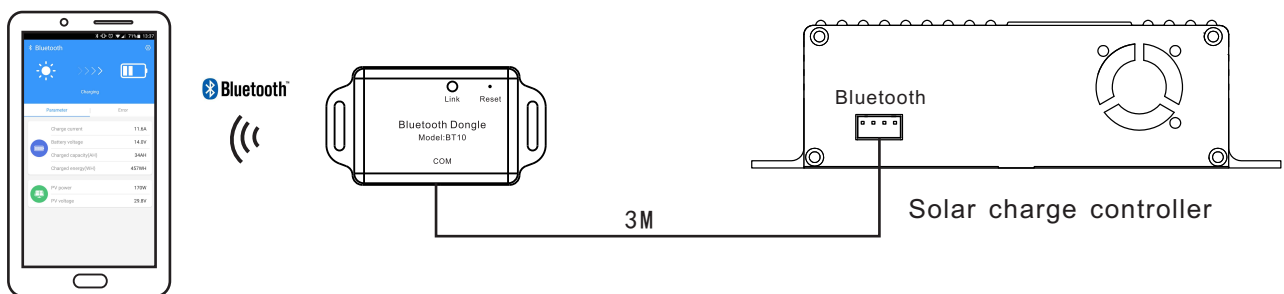
Function

This Bluetooth Dongle is an accessory of the solar controller. The controller send its working parameters to the mobile phone through this Bluetooth Dongle. If you'd like to display controller's parameters through APP. Please download free APP

Connection method

Plug the cable of Bluetooth dongle into the Bluetooth interface on the solar controller, then fix the Dongle in any position where you easy access to

Note: The Bluetooth Dongle cannot be installed in a metal shield and distance to your phone best in 10 meters



APP operation instruction

step 1: Scan QR code, download APP and install



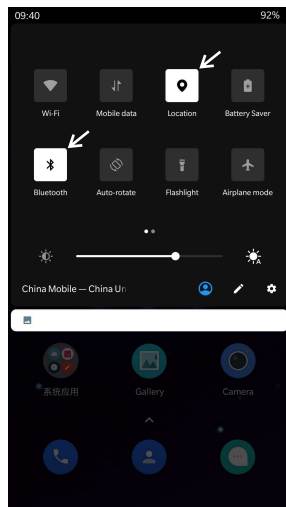
andriod



IOS


Step 2

lease keep your mobile phone "location" and "Bluetooth" function are on



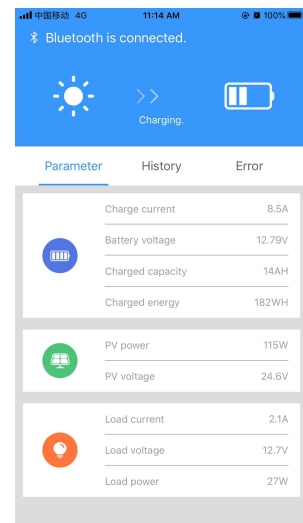
Step 3

Run "ChargerConnect" APP, click to display the device Bt10



Step 4

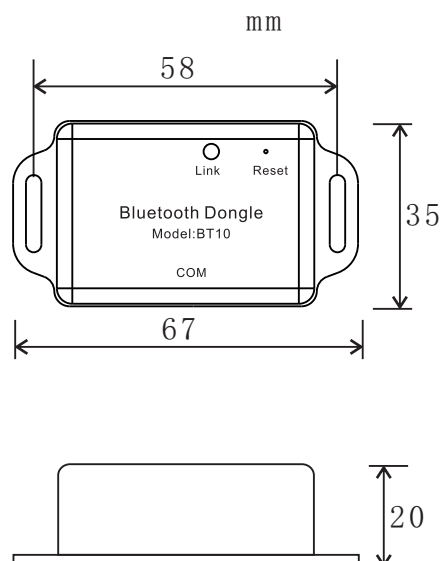
The working parameters of the device can be displayed normally.



Notice:

1. Mobile phone requirements: Android: Android version 5.0 or above. IOS: Apple 4.0 or above.
2. The Bluetooth Dongle cannot be shielded by a metal housing
3. Please keep your mobile phone "location" and "Bluetooth" function are on
4. Must first run APP, APP will automatically search for Bluetooth devices
5. keep the distance between the mobile phone and the Bluetooth module is less than 10 meters.
6. Only one phone can pairing to one Bluetooth module at one time. The second phone can start its pairing after the first pairing phone exit APP and disconnect Bluetooth.
7. Some phones may need to try several times before success connection.

Dimension



Parameter

model:	BT10
Bluetooth version	Version4.2
Input voltage	5V(controller supply)
Standby current	<10mA
Wiring length	3m
Communication distance	<10m
Interface Typ	XH2.54-4P
Size	67*35*20mm
APP name	ChargerConnect